



**ColorSpray**  
BY REGALEAD



**coating solutions**  
for the glass and fenestration industries

EDITION **TWO**



## About RegaLead

RegaLead is the largest supplier of materials for the decoration of glass in Europe, carrying over 6000 product lines in stock at any time and supplying a worldwide customer base of over 1500 companies in 86 countries.



Since 2009, with the acquisition of CadRam, a UK manufacturer of resin-based paint systems and application machinery, we have grown to become one of the world leading suppliers of paints and coatings for the Glass, GRP Fibreglass Door and PVC window industries. With over 350 systems installed worldwide in varied climates, from the cold of Siberia to the heat of the Gulf and Australia, the product range has a proven pedigree, unmatched by any other systems available on the market today.

All the ColorSpray paint materials are manufactured at our state-of-the-art facilities in Kent, England where we have a highly specialised team of paint chemists and manufacturing personnel who are constantly developing new product ranges. New colour formulations are regularly added to keep ColorSpray as the leading solution for the glass and fenestration industry.



Our Vision:

**“Passionate about developing people and partnerships through creative innovation”**



# World-Class Coating Solutions

Although not everyone knows it, coatings have been a core market for us for a long time. In fact, we launched ColorSpray Original, a resin based paint system, back in December 2009.

For the first time ever, glass companies didn't have to rely on a paint system that had been 'shoe-horned' into the glass sector from another industry. Suddenly the market had an easy-to-use, mix on demand solution for painting glass and the ability to create any RAL, Pantone, NCS or BS colour thanks to the range of 15 base colourants.

This original ColorSpray Resin is now used by over 350 companies globally and makes us one of the world's largest specialist glass coatings provider.



## In-House Control

When it comes to paint, we're unique in two ways:

- We're industry specialists
- We both mix and manufacture in-house rather than just being a processor or formulator.

In addition to giving customers peace of mind in terms of quality control and value for money, it means that we retain in-house talent and know-how that lets us keep ahead of market trends. It's this capability for example that led us to innovate and develop the new ranges to complement ColorSpray Original, Aqua (water-based), Ceramic and MirrorCoat.



## Serious Talent

As well as investing in our Paint Manufacturing division and Colour Laboratory, we also invest in people.

Our Head Development Chemist is Subhajt Chatterjee, whose background is with one of the global paint brands in the field of automotive and aerospace coatings. With a Post Graduate in Coating Technology, Subhajt heads up the development team and is responsible for ensuring all of our paint and resin formulations are constantly developed and improved upon. This gives us 100% in-house control over developing the right product for the right application and material - be that for fibreglass, PVCu or glass.



# Colour Formulations

## State-of-the-Art Investment

Providing accurate colour matches is a key factor for success in the decorative coatings area. So in 2015 we made the decision to bring all colour matching in-house enabling us to provide the highest levels of service and consistency of match. This move necessitated a significant investment in people and specialist equipment.

With an investment approaching £100,000, the laboratory is equipped with the latest state-of-the-art equipment including a DataColour Spectro-Photometer, gloss meters, spray booth, daylight viewing cabinets, drying ovens for ceramic and a huge selection of charts and swatches from the most popular colour systems.



## It's Colour Matching - But Not As You Know It!

We understand that projects can vary from residential kitchen splashbacks to commercial spandrel double glazed units. Each project is unique and customer requirements differ. Therefore, we are pleased to launch a new and unique service within the glass industry - Colour Matching Through The Glass!

Our investment in machinery and industry expertise has resulted in the ability to offer bespoke colour formulations, no matter of the glass thickness, brand or properties (i.e. low iron or float glass).

We recognise that architects and designers are always looking for premium products and we believe that this service will allow customers to accomplish their visions.



Our Colour Laboratory is now headed up by Bartosz Machyna who joined us from a similar role in the lithographic printing industry in Poland. With 15 years' experience in colour matching for a highly specialised market, Bart is at the forefront when it comes to all things colour.

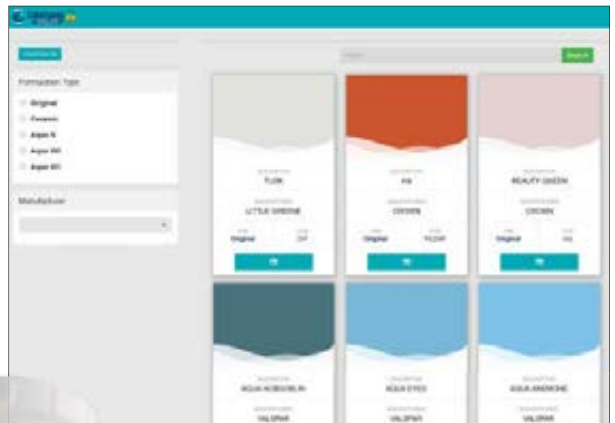


# ColorSpray Formulation Software

Our ColorSpray formulator offers formulae for over 7000 colours from RAL, Pantone, BS, NCS and many of the world leading paint and colour providers



Through searching either by the manufacturer, the manufacturer's code or a description, the software will provide an accurate weight-based formulation of your desired colour. From there, all you need to do is weigh out the correct amounts of each of the colourants and add them to the specialist bases.



## Key Features

- Dynamic Database that grows daily
- Software can link directly to dispensing equipment
- Includes VetroCoat, OmniCoat, Original and GRP formulations
- Costs and VOC calculations for all formulae
- Online Ordering system direct to the RegaLead sales office
- Search by keyword and partial codes



# Index

<b>WATER-BASED</b> COATINGS	ColorSpray Aqua   <b>Colourants</b>	PAGE <b>9</b>
	ColorSpray Aqua   <b>VetroCoat</b>	PAGE <b>10</b>
	ColorSpray Aqua   <b>OmniCoat</b>	PAGE <b>14</b>
<b>SOLVENT-BASED</b> COATINGS	ColorSpray   <b>Colourants</b>	PAGE <b>18</b>
	ColorSpray   <b>Original</b>	PAGE <b>20</b>
	ColorSpray   <b>GRP</b>	PAGE <b>24</b>
<b>SPECIAL</b> COATINGS	ColorSpray   <b>MirrorCoat</b>	PAGE <b>31</b>
	ColorSpray   <b>Ceramic</b>	PAGE <b>33</b>
	ColorSpray   <b>Equipment</b>	PAGE <b>37</b>
	ColorSpray   <b>Marketing Support</b>	PAGE <b>49</b>



## ColorSpray Products at a Glance

We offer a wide range of coating solutions for the glass and the fenestration industry in both solvent-based and water-based formulations.

	VETROCOAT	OMNICOAT	ORIGINAL	GRP	MIRRORCOAT	CERAMIC
<b>SUBSTRATE</b>	Glass	GRP, PVC, ABS Aluminium*	Glass	GRP, PVC, ASA, ABS	Glass	Glass
<b>BINDER</b>	Nano Particle Pure Acrylic	PUD	Epoxy Acrylic	Polyurethane	Glycol Ether	Ceramic
<b>COMPONENTS</b>	1K Water-Based	2K Water-Based	2K Solvented	2K Solvented	1K Solvented	1K Water-Based
<b>GLOSS LEVEL</b>	40	10 / 20 / 40	85	20 / 50 / 60	-	-
<b>NUMBER OF COLOURANTS</b>	14	14	15	15	-	13
<b>VOC</b>	< 1%	< 1%	55%	60%	89%	-

\* Primer Required



# WATER-BASED COATINGS

Our new range of water-based paint uses a unique paint technology within the glass and fenestration industry. This exclusive formulation, with an unrestricted pot life, has very low VOC levels and is UV stable making it both environmentally friendly and practical.





# Introduction to ColorSpray Aqua

Aqua Colourants is a range of just 14 colours developed to create an infinite number of shades and hues. The water-based, high opacity colourants are fully intermixable and are designed to work with our OmniCoat and VetroCoat systems.

Unlike many other 'environmentally friendly' colourants on the market, ColorSpray Aqua colourant system not only contains zero VOC levels, but is free of any heavy metals which are commonly used to create vibrant reds and yellows.

All the colourants are rated as 7 or above on the Blue Wool Scale and are designed to be used externally with excellent UV stability. For customers looking to create 'Cool Colour' formulations, the range includes an IRR (Infra-Red Reflective) black which reduces the heat build-up in darker shades.



ColorSpray Aqua colourants are available in either 2.5ltr or 1ltr pack sizes. 2.5ltr can sizes are designed to fit on our ColorSpray Agitator Rack (see page 38). 1ltr can sizes are designed to be used with our automated system (see page 41).



## Mix on Demand

14 colours create infinite shades with ColorSpray Formulator

- Manual or automated dispenser options

- 5,000 formulae already created




## High Density Colourants

Typically only 2-8% by finished volume

- Opacity achieved at low coat weights

- Work with single pass automated coating



## Infra-Red Reflective Black Option

Perfect for creating 'Cool Colour' formulations

- Low Heat Build Up

- High Total Solar Reflectance (Min 35%)



## External Grade Colourants

High UV resistance

- All colours achieve 7 or above on Blue Wool Scale

- 10 Year colour stability guarantee



# ColorSpray Aqua | Colourants



White



Black



Yellow



Green



Yellow Shade Green



Blue



Green Shade Blue



Violet



Red



Magenta



Yellow Oxide



Red Oxide



Red Shade Yellow



Mid Yellow



IRR Black

COLOURS	2.5 LITRES	1 LITRE
AQ101 White	RCSAQ101	RCSAQ101-1
AQ102 Black	RCSAQ102	RCSAQ102-1
AQ103 Yellow	RCSAQ103	RCSAQ103-1
AQ104 Green	RCSAQ104	RCSAQ104-1
AQ105 Yellow Shade Green	RCSAQ105	RCSAQ105-1
AQ106 Blue	RCSAQ106	RCSAQ106-1
AQ107 Green Shade Blue	RCSAQ107	RCSAQ107-1
AQ108 Violet	RCSAQ108	RCSAQ108-1
AQ109 Red	RCSAQ109	RCSAQ109-1
AQ110 Magenta	RCSAQ110	RCSAQ110-1
AQ111 Yellow Oxide	RCSAQ111	RCSAQ111-1
AQ112 Red Oxide	RCSAQ112	RCSAQ112-1
AQ113 Red Shade Yellow	RCSAQ113	RCSAQ113-1
AQ114 Mid Yellow	RCSAQ114	RCSAQ114-1
AQ115 IRR Black	RCSAQ115	RCSAQ115-1



# ColorSpray Aqua | VetroCoat

ColorSpray VetroCoat is a single component, water-based formulation, designed specifically for long term adhesion and stability on all types of glass.

ColorSpray VetroCoat is a pure acrylic formulation using the latest in nano-particle technology which delivers ultra-low VOC levels, combined with high performance and longevity. VetroCoat has been tested extensively and complies with all the requirements of EN16477-1 and is suitable for both internal and external applications

These coatings were developed primarily for the large volume, automated application market, where long pot life and high coverage rates are essential. They have been tested extensively, and approved, on a variety of application systems from the world's leading machinery providers. The system is designed to work with our Aqua Colourant scheme and uses 3 shades of base material, each containing varying levels of TiO<sub>2</sub> (Titanium Dioxide) to allow the easy and cost-effective creation of an infinite colour palette. Colourant addition volumes are dependent on shade:



**W<sub>1</sub>**  
98% Base  
2% Colourant

Used predominantly  
for pastel shades



**W<sub>0</sub>**  
95% Base  
5% Colourant

Used for a wide range  
of shades



**Neutral**  
92% Base  
8% Colourant

Used for vibrant and  
dark shades



## Single Pack (1K) Formulation

- No additional mixing required
- Long pot life and less wastage
- Choice of satin or tintable bases



## Exceptional Performance

- Suitable for post processing
- Excellent film hardness
- Heat and humidity resistant
- Externally rated for colour and coating performance



## Unparalleled Coverage

- Typical coverage is 6m<sup>2</sup>/litre \*
- Opacity achieved on most colours with maximum WTF of 125 micron/5mil

\*Tests conducted on Graco Merkur ES Air Assisted Sprayer



## Multiple Effects

- Quartz
- Water Droplet
- Glitter
- Flash
- Metallic (Coming Soon)



# ColorSpray Aqua | VetrolCoat



## W<sub>1</sub> Pure White - 1K System

The base paint which is used predominately for pastel colours. Available only in 25 litre drums (requires drum tap or drum pump for dispensing).

RCSVW25



## W<sub>0</sub> Medium White - 1K System

The base paint which is used for a wide range of colours. Available only in 25 litre drums (requires drum tap or drum pump for dispensing).

RCSVMW25



## N Neutral - 1K System

The base paint which is used predominately for vibrant colours. Available only in 25 litre drums (requires drum tap or drum pump for dispensing).

RCSVN25



## Aqua Satin - 1K System

To create the look of satin glass. Available in 5 litre and 2.5 litre sizes.

5 Litres RCSVAS5 | 2.5 Litres RCSVAS2.5



## Pre-Loaded Cans - Ideal for Distributors and Resellers

RegaLead strive to make mixing and distributing paints easy for our customers.

As part of the ColorSpray Aqua range, customers can buy cans that are pre-loaded with the base paints. These can simply be topped up with the Aqua Colourants and shipped to the customer.

### W<sub>1</sub> Pure White

950ml RCSVPWA | 2375ml RCSVPWB

### W<sub>0</sub> Medium White

900ml RCSVMWA | 2250ml RCSVPMB

### N Neutral

850ml RCSVNA | 2125ml RCSVNB



## AQ300 Adhesion Promoter

An additive for the VetrolCoat range to increase adhesion to glass substrates. 3% addition by volume.

250ml RCSAQADHP




# ColorSpray Aqua | VetrolCoat Effects




Gold Glitter\*  
RCSAQFSGO



Silver Glitter\*  
RCSAQFSG




Rainbow Glitter\*  
RCSAQFRS



Blue Glitter\*  
RCSAQFSB

Our special effects are a water-based solution to create stunning projects with ease. After thinning with 10-15% water, it is simply sprayed onto the glass as a dust coat. The glitter, flash and quartz is brought to life by adding a backing coat of ColorSpray Aqua paint. Available in 2.5 litres.



Blue Flash\*  
RCSAQFFB



Green Flash\*  
RCSAQFFGR



Silver Quartz\*  
RCSAQTS



\* Backed with Black





# ColorSpray Aqua | VetroCoat Water Droplet Effect

Our Water Droplet Effect gives a '3D look' on the glass which can be applied in various ways to create stunning effects.

Water Droplet Effect is a water-based pre-coat, that can be backed off with either VetrolCoat or our solvent-based Original Glass system. Best effects are created using metallic colours.


Commonly used as a decorative effect in wetrooms and on splashbacks, Water Droplet Effect also lends itself to decorative architectural glass. It can also be tinted using the Aqua Colourant system.



**Water Droplet Effect Base**  
1L RCSAQWDE



**Water Droplet Effect Hardener**  
Addition 3% by volume  
30ml RCSADWDAP



# ColorSpray Aqua | OmniCoat

ColorSpray OmniCoat is a 2-component, water-based formulation, designed specifically for long term adhesion and stability on a variety of common fenestration materials including PVC, Fibreglass, ABS and primed steel and aluminium.

Utilising a unique PUD binder system combined with a nano-particle technology, mixed with a catalyst, OmniCoat is a tough and durable coating which passes the rigorous test requirements of AAMA 615-17 'Superior Performance Coatings for PVC.'

OmniCoat was developed as a true water-based system, with ultra-low VOC levels (under 1%) and unlike most other systems available on the market, contains no Isocyanate, NMP or ammonia (all hazardous materials). The system is designed to work with our Aqua colourant scheme and uses three shades of base material, containing varying levels of TiO<sub>2</sub> (Titanium Dioxide) to allow the easy and cost-effective creation of an infinite colour palette. Colourant addition volumes are dependent on shade:



Used predominantly for pastel shades



Used for a wide range of shades



Used for vibrant and dark shades



## Exceptional Performance

- Water repellant
- 
- High adhesion strength
- 
- Chemical resistant
- 
- QUVB cycle tested
- 
- Impact resistant



## User Friendly Formulations

- NMP, NEP, Isocyanate and Amonia free
- 
- Simple mixing ratios
- 
- Ultra-low VOC



## Multiple Application Methods

- HVLP
- 
- High pressure systems
- 
- Air assisted/Air mix
- 
- AirLess



## Multiple Sheen Levels

- Satin:
  - 35-40 Gloss units
  - 
  - Semi Matt:
  - 18-20 Gloss units
  - 
  - Matt:
  - 8-10 Gloss units
- Gloss units measured at 60° angle



# ColorSpray Aqua | Omnicoat



## W<sub>1</sub> Pure White - 2K System

The base paint which is used predominately for pastel colours. Available in 5 and 25 litres. (25 litres requires drum tap or drum pump for dispensing).

### Satin

5L **RCSOPW5-SG** | 25L **RCSOPW25-SG**

### Semi-Matt

5L **RCSOPW5** | 25L **RCSOPW25**

### Matt

5L **RCSOPW5-M** | 25L **RCSOPW25-M**



## W<sub>0</sub> Medium White - 2K System

The base paint which is used for a wide range of colours. Available in 5 and 25 litres. (25 litres requires drum tap or drum pump for dispensing).

### Satin

5L **RCSOMW5-SG** | 25L **RCSOMW25-SG**

### Semi-Matt

5L **RCSOMW5** | 25L **RCSOMW25**

### Matt

5L **RCSOMW5-M** | 25L **RCSOMW25-M**



## N Neutral - 2K System

The base paint which is used predominately for vibrant colours. Available in 5 and 25 litres. (25 litres requires drum tap or drum pump for dispensing).

### Satin

5L **RCSON2-SG** | 25L **RCSON25-SG**

### Semi-Matt

5L **RCSON5** | 25L **RCSON25**

### Matt

5L **RCSON5-M** | 25L **RCSON25-M**



## AQ500 Activator - 2K System

AQ500 Activator is the catalyst for use in our 2K system. Mix in a 9:1 ratio.

1L **RCSOC1L** | 5L **RCSOC5L**



## Prep Clean

Specially formulated degreaser to ensure a clean substrate surface prior to painting.

5 Litres **RCSAQPREPCLEAN**



## Aqua Anti Fish Eye Additive

Counteracts the effects of silicone and other contaminants on the substrate. 2% addition by volume.

100ml **RCSAQFEA**

# ColorSpray Aqua | USA and Canada Packaging

For the North American and Canadian markets, Omnicoat is supplied in 'top-up' volume packaging. This allows for the simple addition of the colourants and AQ500 Activator into the pails/cans to achieve the required finished pack size.



## **W<sub>1</sub> Pure White - 5 Gallon Pail**

16.69Ltr Fill  
(+ 340ml colourant + 1.89Ltr AQ500 = 18.92Ltr)

Satin: **RCSOPWGAL5-SG**

Semi-Matt: **RCSOPWGAL5**

Matt: **RCSOPWGAL5-M**



## **W<sub>0</sub> Medium White - 5 Gallon Pail**

16.18Ltr Fill  
(+ 852ml colourant + 1.89Ltr AQ500 = 18.92Ltr)

Satin: **RCSOMWGAL5-SG**

Semi-Matt: **RCSOMWGAL5**

Matt: **RCSOMWGAL5-M**



## **N Neutral - 5 Gallon Pail**

15.67Ltr Fill  
(+ 1362ml colourant + 1.89Ltr AQ500 = 18.92Ltr)

Satin: **RCSONGAL5-SG**

Semi-Matt: **RCSONGAL5**

Matt: **RCSONGAL5-M**



## **W<sub>1</sub> Pure White - Gallon Can**

3.33Ltr Fill  
(+ 68ml colourant + 378ml AQ500 = 3.78Ltr)

Satin: **RCSOPWGAL-SG**

Semi-Matt: **RCSOPWGAL**

Matt: **RCSOPWGAL-M**



## **W<sub>0</sub> Medium White - Gallon Can**

3.23Ltr Fill  
(+ 170ml colourant + 378ml AQ500 = 3.78Ltr)

Satin: **RCSOMWGAL-SG**

Semi-Matt: **RCSOMWGAL**

Matt: **RCSOMWGAL-M**



## **N Neutral - Gallon Can**

3.13Ltr Fill  
(+ 272ml colourant + 378ml AQ500 = 3.78Ltr)

Satin: **RCSONGAL-SG**

Semi-Matt: **RCSONGAL**

Matt: **RCSONGAL-M**



# SOLVENT-BASED COATINGS

Our solvent-based range of coatings have been used extensively in the glass and fenestration industry around the world with over 450 regular customers in 40 countries. We offer a range of hard-wearing, high performance coatings utilising a common colourant system, that were developed specifically for the fenestration industry.



# ColorSpray Original | Opaque Colourants



White



Black



Red Oxide



Yellow Oxide



Blue



Green



Magenta



Violet



Green Shade Yellow



Bright Red



Maroon



Red Shade Yellow



Bright Yellow



Bright Orange



Black Gloss



## Opaque Colourant

17 opaque base colours plus 5 aluminium effects to create thousands of RAL, BS, Pantone or NCS colours in conjunction with our unique ColorSpray Formulator software. Available in 2.5 litre & 1 litre sizes.

COLOURS	2.5 LITRES	1 LITRE
CS01 White	RCSUT01	RCSUT01-1
CS02 Black	RCSUT02	RCSUT02-1
CS03 Red Oxide	RCSUT03	RCSUT03-1
CS04 Yellow Oxide	RCSUT04	RCSUT04-1
CS05 Blue	RCSUT05	RCSUT05-1
CS06 Green	RCSUT06	RCSUT06-1
CS09 Magenta	RCSUT09	RCSUT09-1
CS10 Violet	RCSUT10	RCSUT10-1
CS12 Green Shade Yellow	RCSUT12	RCSUT12-1
CS13 Bright Red	RCSUT13	RCSUT13-1
CS14 Maroon	RCSUT14	RCSUT14-1
CS15 Red Shade Yellow	RCSUT15	RCSUT15-1
CS16 Bright Yellow	RCSUT16	RCSUT16-1
CS17 Bright Orange	RCSUT17	RCSUT17-1
CS19 Black Gloss	RCSUT19	RCSUT19-1
CS20 White (GRP only)	RCSUT20	RCSUT20-1
CS21 IRR Black	RCSUT21	RCSUT21-1



White (GRP Only)



IRR Black

COLOURS	2.5 LITRES
CS30 Fine Aluminium	RCSUT30
CS31 Standard Aluminium	RCSUT31
CS32 Coarse Aluminium	RCSUT32
CS33 Extra Coarse Aluminium	RCSUT33
CS34 Very Coarse Aluminium	RCSUT34



# ColorSpray Original | Transparent Colourants

For use with Original Glass Paint only



Transparent Red



Transparent Yellow



Transparent Blue



Transparent Green



Transparent Ruby



Transparent Yellow 3R



Transparent Cerise



Transparent Violet



Transparent Brown



## Transparent Colourant

2.5 litres. 9 transparent base colours which can be mixed to create an almost infinite colour palette. Transparent when used with Clear Base and translucent when used with Satin Base. Colour is mixed in 20:40:40 ratio with base materials but can be used in lower volumes for lighter colour effects.



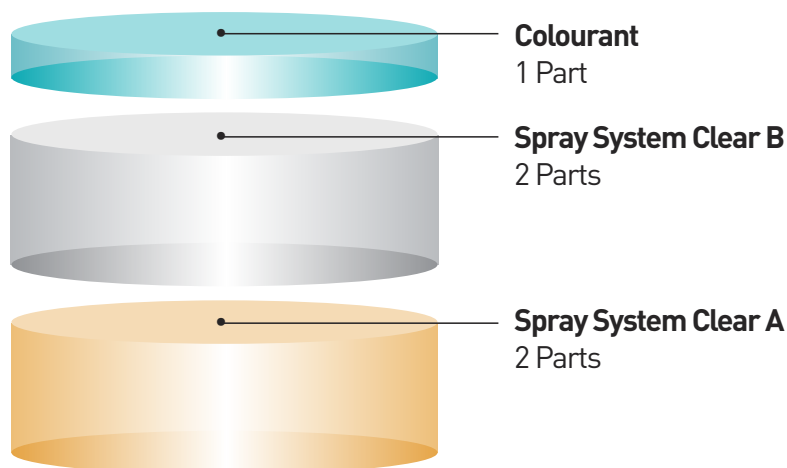
COLOURS	2.5 LITRES
CT03 Transparent Red	<b>RCSTCRED</b>
CT04 Transparent Yellow	<b>RCSTCYEL</b>
CT05 Transparent Blue	<b>RCSTCBLU</b>
CT06 Transparent Green	<b>RCSTCGRE</b>
CT07 Transparent Ruby	<b>RCSTCRUB</b>

COLOURS	2.5 LITRES
CT08 Transparent Yellow 3R	<b>RCSTCYEL3R</b>
CT09 Transparent Cerise	<b>RCSTCCER</b>
CT10 Transparent Violet	<b>RCSTCVIO</b>
CT11 Transparent Brown	<b>RCSTCBRO</b>



# Introduction to ColorSpray Original Glass

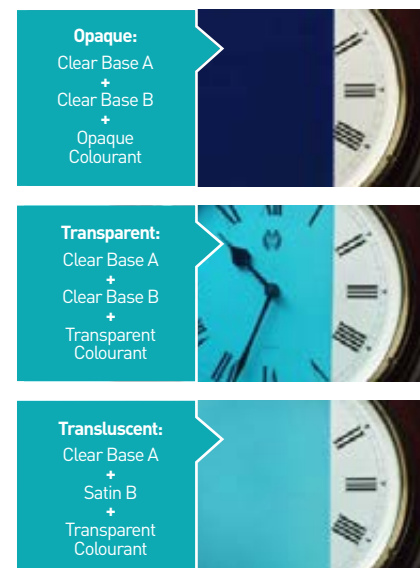
ColorSpray Original Glass has been used around the world for over 10 years and has led the market as a solution for back painted glass. Original Glass coatings are a hard wearing, fast drying, cost effective solution for glass painting.



Utilising a unique Epoxy Acrylic Resin technology, the 2-component system combines with a fixed 20% colourant addition to create an infinite colour spectrum. ColorSpray Original Glass has been proven through rigorous laboratory testing and over a decade of field use around the world. The product fully complies with the requirements of EN 16577-1. With minimal investment, glass can be produced for a wide range of glass markets including: Splashbacks, Glass worktops, Spandrel panels, Mirrors, Privacy Glazing, Wetrooms, Shower Walls and much more. We also have a wide range of effects that are sprayed onto the glass, as a pre-coat, before backing off with your choice of colour. Effects include Fleck, Glitter, Flash and Quartz, while we can also supply pre-mixed Copper, Gold, and Silver high pigmented metallic paints.

## Opaque, Transparent or Translucent

With the addition of the Satin Base and the Transparent Colourants, you can create transparent and translucent coatings for glass.



### Exceptional Performance

- Suitable for post processing
- Heat and humidity resistant
- Externally rated
- Adhesion tested to 1700psi
- Scratch resistant
- Colour stable



### Multiple Application Methods

- HVLP
- High pressure systems
- Air assisted/Air mix
- AirLess



### Multiple Effects

- Metallic
- Fleck
- Glitter
- Flash
- Quartz



### Unique Formulation

- No additive or adhesion promoters required
- Fast drying - touch dry within 20mins at 20°C
- Isocyanate, chromate, ammonia and NMP free formulation





# ColorSpray Original | Base Parts



## Clear Base - Part A

Available in 25 litre, 5 litre and 1 litre pack size. (25 litres requires drum tap or drum pump for dispensing).

1 Litre **RCSSP1A** | 5 Litres **RCSSP5A**  
25 Litres **RCSSP25A**



## Clear Base - Part B

Available in 25 litre, 5 litre and 1 litre pack size. (25 litres requires drum tap or drum pump for dispensing).

1 Litre **RCSSP1B** | 5 Litres **RCSSP5B**  
25 Litres **RCSSP25B**



## Satin Base - Part B

To create the look of satin glass or, when mixed with transparent colourant, to produce a translucent colour.

Available in 25 litre, 5 litre and 1 litre pack size. (25 litres requires drum tap or drum pump for dispensing).

1 Litre **RCSUTSAT** | 5 Litres **RCSUTSAT5**  
25 Litres **RCSUTSAT25**

### Base Materials.

All our base materials are formulated to achieve the optimum results when mixed in a 50:50 ratio. The base materials are a specially developed epoxy acrylic formulation that have exceptional adhesion to glass and contain no carcinogens.

## ColorSpray Original Opacity White

Our new solvent-based, 2-component system supplied in white only, offers high coverage with WFT as low as 70 microns, excellent hardness and Mar resistance. Ideal for large volume projects such as white boards or interior wall cladding. Mix ratio: 60 Part A - 40 Part B

**NEW!**



Satin



## Opacity White - Part A

10 Litre **RCSUTOW10A**



## Opacity White - Part B

10 Litre **RCSUTOW10B**



# ColorSpray Original | Effects



## Pre-Mixed Metallic A

1 litre. A very high density metallic pigment system to create vibrant Gold, Silver and Copper effects. Mix 4 parts Metallic A to 1 part Clear Base B.

Gold **RCSUTMETG**  
Silver **RCSUTMETS**  
Copper **RCSUTMETC**



## Multiple Layer Spraying

Colorspray Original Glass coatings work exceptionally well for multiple layer spraying. Using a vinyl stencil cut on a plotter (see page 47), incredible designs can be created which are ideal for feature panels in kitchens and bathrooms as well as corporate applications and wall art.



## Fleck Additive

1 litre. Special additive to be added to mixed paint to create a 'Fleck/Splatter' pattern. Please note that gun settings, distance from glass when spraying and temperature will affect the 'fleck' pattern. Needs to be 'backed off' with contrasting colour.

**RCSUTFL**

	Clear A	Clear B	Fleck	Colourant
Ratio	5	5	5	2





# ColorSpray Original | Effects

**Special Pre-Coat Effects.** All our Pre-Coat effects are designed to be mixed with ColorSpray Base A and B and should be applied as a first 'dust' coating. The glitter and reflective qualities of the specialist effects are brought out by applying the coloured back coat. To enhance the sheen and reflective qualities of the Flash and Glitter base, ColorSpray Structure Additive is required.

## Mixing Ratios for Pre-Coat Effects

	Base A	Base B	Effect	Structure
Glitter	5 Parts	5 Parts	2 Parts	5 Parts
Flash	5 Parts	5 Parts	1 Parts	5 Parts
Quartz	5 Parts	5 Parts	1 Parts	N/A



### Glitter Base

1 litre. Pre-coat Glitter supplied in liquid format. The Glitter base gives extra sparkle to any colour and is most effective when used with black or a dark colour. The Glitter particles reflect light back from the glass surface and a structural additive is used to give the illusion of greater depth to the coating. The Rainbow Glitter base is made up from a blend of red, blue, green and silver particles.



Red **RCSUTFSR**  
Green **RCSUTFSGR**  
Blue **RCSUTFSB**  
Gold **RCSUTFSGO**  
Silver **RCSUTFSS**  
Rainbow **RCSUTFRS**




### Structure Additive

1 litre. For use with Glitter and Flash Base. **RCSUTSTR**



### Flash Base

1 litre. Pre-coat fine mica supplied in liquid format. The Flash base creates varying colour intensity dependant on the light and angle of view. It works by refracting light into the pigment particles and creates a pearlescent sheen on the surface.



Red **RCSUTFFR**  
Green **RCSUTFFGR**  
Blue **RCSUTFFB**  
Gold **RCSUTFFGO**



### Quartz Base

Quartz base gives the look of granite or marble and is particularly effective for use in worktop or kitchen splashbacks. The small particles of reflect light in a tighter pattern than Glitter base and would typically be backed with black or a dark colour.



Gold **RCSUTQG**  
Silver **RCSUTQS**

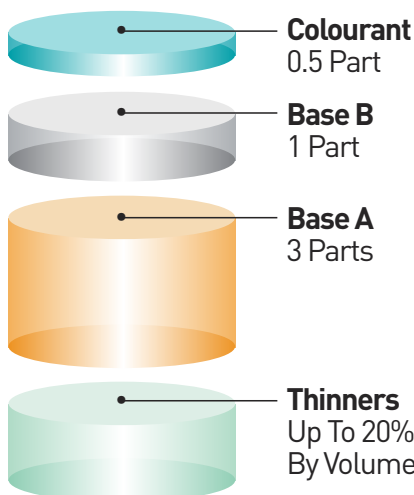


# Introduction to ColorSpray GRP

ColorSpray GRP is a traditional Polyurethane, high-performance, hard-wearing formulation designed for the coating of GRP, ABS, PVCu and a wide range of commonly used Fenestration materials.

## Standard Mix Ratio

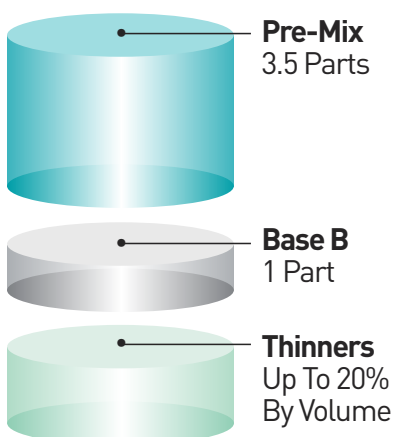
The 'mix-your-own-system' allows users to mix colours on demand from RAL, Pantone, BS, NCS and many of the world leading paint and colour providers. Another key feature is our dynamic database that grows daily as more colours are added.



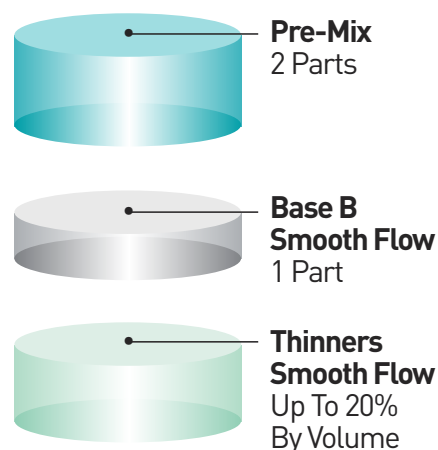
## Pre-Mixed Ratios

We offer ColorSpray GRP as a premixed formulation of colourant and Part A covering the best selling colours in the market along with our own range of 48 unique shades which have been specifically developed for the door market. For customers looking to apply GRP to smooth surfaces, such as PVCu and primed steel doors, we recommend the Smooth Flow hardener and thinners.

### ColorSpray GRP Standard



### ColorSpray GRP Smooth Flow (using Smooth Flow B and Thinners)



### Pre-Mix Option

Greater colour consistency  
(Max. DeltaE of 0.5 from standard)

- Unrivalled marketing support
- Konig touch-up system



### Exceptional Performance

Works with PVCu, GRP/Fibreglass, ABS, ASA

- High gloss retention
- Exceptional scratch resistance



### Multiple Sheen Levels

Semi Gloss: 60 Gloss units

- Satin: 45-50 Gloss units
- Semi Matt: 18-20 Gloss units

Gloss units measured at 60° angle



### Volume Production Efficient

Fast Drying

- Pre-Mix available

Coverage of 6m<sup>2</sup>/litre





# ColorSpray GRP | Base Parts



## GRP Base A - Semi-Matt

Semi-Matt with a 20 sheen level (requires drum tap or drum pump for dispensing).

25 Litres **RCSGRPA25LSM**



## GRP Base A - Satin

Satin with a 50 sheen level (requires drum tap or drum pump for dispensing).

25 Litres **RCSGRPA25LSA**



## GRP Base A - Semi-Gloss

Semi-Gloss with a 60 sheen level. (requires drum tap or drum pump for dispensing).

25 Litres **RCSGRPA25LSG**



## GRP Base B

Catalyst for GRP system.  
Available in 25 & 5 litre (25 litres requires drum tap or drum pump for dispensing).

5 Litres **RCSGRPB5L**  
25 Litres **RCSGRPB25L**



## GRP Base B Smooth Flow

For use with standard GRP Base A on surfaces which require a very smooth finish.

5 Litres **RCSGRPB5SF**  
25 Litres **RCSGRPB25SF**



## GRP Thinner

Thinning GRP paint to allow ease of spraying (approx. 20% addition).

5 Litres **GRPTHINNERS**



## GRP Thinner Smooth Flow

Special thinners for use with GRP Base B Smooth Flow


5 Litres **GRPSMTHINNER**



## GRP PrepClean

Specially formulated degreaser to ensure a clean substrate surface.

5 Litres **GRPPREPCLEAN**



## Anti Fish Eye Additive

Counteracts the effects of silicone and other contaminants on the substrate. 2% addition by volume.

250ml **RCSGRPFEA**



## Touch-Up Kits

Parts to make up touch-up kits for GRP customers.

Base A & colour bottle with integrated brush and agitator ball. Supplied empty. Pack of 25. **GRPTUKITBOT**

Base B bottle containing 10ml of material. Pre-filled. Pack of 25. **GRPTUKITPTB**



# ColorSpray GRP | Pre-Mixed

RegaLead are committed to manufacturing products that follow current market trends. We are pleased to offer pre-mixed colours that are very much in vogue. See page 50 for Marketing Support.



						
Eurocell Cream 2.5L RCSP013-2.5	Renolit Cream White 2.5L RCSP034-2.5	Clotted Cream 1L RCSP025-1 2.5L RCSP025-2.5	Clay 1L RCSP026-1 2.5L RCSP026-2.5	Pebble 2.5L RCSP102-2.5	Sandstone 2.5L RCSP091-2.5	Putty 2.5L RCSP092-2.5
						
Mushroom 2.5L RCSP097-2.5	Vanilla 1L RCSP027-1 2.5L RCSP027-2.5	Citrine 1L RCSP001-1 2.5L RCSP001-2.5	Sunshine 1L RCSP002-1 2.5L RCSP002-2.5	Florida 1L RCSP003-1 2.5L RCSP003-2.5	Bolero 1L RCSP004-1 2.5L RCSP004-2.5	Diablo 1L RCSP005-1 2.5L RCSP005-2.5
						
Marsala 1L RCSP015-1 2.5L RCSP015-2.5	Renolit Dark Red 3081 2.5L RCSP106-2.5	Burgundy 2.5L RCSP096-2.5	Hacienda 2.5L RCSP098-2.5	Mulberry 1L RCSP006-1 2.5L RCSP006-2.5	Very Berry 1L RCSP007-1 2.5L RCSP007-2.5	Renolit Steel Blue 5150 2.5L RCSP103-2.5
						
Ink 2.5L RCSP099-2.5	Twilight 1L RCSP012-1 2.5L RCSP012-2.5	Renolit Dark Blue 5030 2.5L RCSP104-2.5	French Blue 2.5L RCSP080-2.5	California 1L RCSP010-1 2.5L RCSP010-2.5	Azure 1L RCSP011-1 2.5L RCSP011-2.5	Cotswold 1L RCSP031-1 2.5L RCSP031-2.5





Wedgewood  
2.5L RCSP081-2.5



Nimbus  
1L RCSP030-1  
2.5L RCSP030-2.5



Bahia Blue  
2.5L RCSP095-2.5



Victory Blue  
1L RCSP033-1  
2.5L RCSP033-2.5



Stormy Seas  
1L RCSP008-1  
2.5L RCSP008-2.5



Caribbean Blue  
2.5L RCSP094-2.5



Duck Egg  
2.5L RCSP101-2.5



Moonshine  
1L RCSP028-1  
2.5L RCSP028-2.5



Renolit Chartwell  
2.5L RCSP029SA-2.5



Sage Green  
2.5L RCSP090-2.5



Paradise Green  
2.5L RCSP093-2.5



Olive Grove  
1L RCSP014-1  
2.5L RCSP014-2.5



Emerald  
1L RCSP009-1  
2.5L RCSP009-2.5



Renolit Dark  
Green 6125  
2.5L RCSP105-2.5



Cement Grey  
2.5L RCSP100-2.5



Renolit Agate Grey  
2.5L RCSP079-2.5



Renolit Silver Grey  
2.5L RCSP056-1  
2.5L RCSP056SG-2.5



Shadow  
1L RCSP020SG-1  
2.5L RCSP020SG-2.5



Military Grey  
1L RCSP022-1  
2.5L RCSP022-2.5



Renolit Slate 7015  
2.5L RCSP035SA-2.5



Renolit Anthracite 7016  
2.5L RCSP036SA-2.5



Renolit Beck Brown  
2.5L RCSP077-2.5



Standard Black  
DoorCo RCSP085-2.5  
Nan Ya RCSNANYABLK



Standard Blue  
DoorCo RCSP084-2.5  
Nan Ya RCSNANYABLU



Standard Green  
DoorCo RCSP086-2.5  
Nan Ya RCSNANYAGR



Standard Red  
DoorCo RCSP083-2.5  
Nan Ya RCSNANYARED



Standard White  
DoorCo RCSP082-2.5

## Introducing CoolColour

Many of our colours are now available as 'Cool Colour' formulations using our IRR (Infra-Red Reflective) pigment.

The IRR black allows us to create formulations with very low Heat Build Up and high Total Solar Reflectance (35% or over as measured by ASTM D 4803-93), which reduce the expansion issues associated with dark colours when exposed to direct sunlight. For a list of colours available as 'Cool Colour' and for HBU and TSR values, please refer to Technical Bulletin 104 which is available from our sales office or online at [www.regalead.co.uk](http://www.regalead.co.uk).



# ColorSpray GRP | König Repair System

Heinrich König & Co is widely regarded as the market leader in the touch-up and repair market. This reputation has been built over 100 years of supplying and developing new and innovative products to customers around the world.

Heinrich König & Co has developed a complete repair system to successfully repair a wide range of natural and artificial materials. This system offers a successful and cost effective alternative to costly and time consuming re-makes that above all does not compromise the quality of your product.

We have worked closely with König to enable us to offer colour-matched waxes, touch up pens and aerosol lacquers in the majority of our DoorColour shades.

For a video tutorial please visit:  
[www.youtube.com/user/RegaLead](http://www.youtube.com/user/RegaLead)



## Gas Heating Iron

Designed for use with hardwax, this portable, gas-operated heating iron will melt the filler at the correct temperature to mould and mix. The blade tip has been designed to hold the wax in liquid form allowing precise placement of the filler. The temperature is variable and the blade takes only 30 seconds to reach temperature. For best results ignite the heater at the high temperature setting and then turn it down to its lowest setting during use. The heatproof cap has been designed to ensure the heater is switched off when replaced.

**RK0439COMP**



## Maintenance Sponge

The maintenance sponge has been specifically designed for use of the maintenance lacquer. Allowing the application of a thin but even coat. 6cm square.

**RK051501**



## Special Applicator

An innovative design for the application and levelling of wax fillers. The outer casement has both saw tooth and rounded serrations for the efficient removal of excess wax from filled holes and repairs. Housed inside the applicator is a cleaning comb, to keep the serrations free from wax, and two buffing pads. These pads allow the waxes to be given either a glossy finish or a matt finish to blend in with the surrounding surface

**RK0161500**



## Maintenance Lacquer

A multi purpose, quick drying clear lacquer. This lacquer is for exterior use, providing a water repellent protective coating on PVCu or foiled surfaces. It is applied using the maintenance sponge for even application. The heavier the application the higher the sheen will be. Available in 250ml.

**RK0514**





## Hard Wax

Hardwax is a durable filler that cannot be rubbed in; it is applied by heat using the Gas Heating Iron. It is ideal for repairing edge damage as well as filling large holes and repairing more significant surface damage such as deeper scratches and bruises.

To achieve the best colour match for the composite door, we recommend using our specifically matched colours. We offer Hardwax colour matches for the majority of our DoorColour shades as well as to match the standard DoorCo, Nan-Ya and Capstone slabs. Once set, Level the hardwax using our Special Applicator. Use Maintenance Lacquer to protect and adjust the sheen.

## PF Covering Lacquer

A pigmented covering lacquer, with a silk matt finish, available in a range of especially matched composite colours for fitted doors, corresponding with the fillers available in the König range. Suitable for plastic surfaces, lightfast and weather resistant this lacquer is excellent for the window and door sector. Apply the suitably matched covering lacquer, using two or three light coats, to disguise and seamlessly blend in the repaired area. Can be cut back by lightly using 1200 grit wet and dry paper to remove any unevenness before either rubbing in the KO655 polishing paste to achieve the desired sheen or finishing with the Maintenance Lacquer

## Colour Edging Pens

A highly pigmented solvent based acrylic resin paint pen with weather resistant properties. Dual action valve technology allowing the user to apply by either squeezing the valve or compressing the nib. Featuring an angled tip for good general coverage. Ideal for touching up scuff marks or painting in mitres or corners. Edging pens are available in the majority of DoorColour shades as well as to match the standard DoorCo, Nan-Ya and Capstone slabs.

COLOUR	WAX	PEN	LACQUER
Azure	RK0141CSP011	RK0243CSP011	RK0396CSP011
Bolero	RK0141CSP004	RK0243CSP004	RK0396CSP004
California	RK0141CSP010	RK0243CSP010	RK0396CSP010
Citrine	RK0141CSP001	RK0243CSP001	RK0396CSP001
Clay	RK0141CSP026	RK0243CSP026	RK0396CSP026
Clotted Cream	RK0141CSP025	RK0243CSP025	RK0396CSP025
Cotswold	RK0141CSP031	RK0243CSP031	RK0396CSP031
Diablo	RK0141CSP005	RK0243CSP005	RK0396CSP005
DoorCo Black	RK0141CSP085	RK0243CSP085	RK0396CSP085
DoorCo Blue	RK0141CSP084	RK0243CSP084	RK0396CSP084
DoorCo Green	RK0141CSP086	RK0243CSP086	RK0396CSP086
DoorCo Red	RK0141CSP083	RK0243CSP083	RK0396CSP083
DoorCo White	RK0141CSP082	RK0243CSP082	RK0396CSP082
Emerald	RK0141CSP009	RK0243CSP009	RK0396CSP009
Florida	RK0141CSP003	RK0243CSP003	RK0396CSP003
Marsala	RK0141CSP015	RK0243CSP015	RK0396CSP015
Military Grey	RK0141CSP032	RK0243CSP032	RK0396CSP032
Moonshine	RK0141CSP028	RK0243CSP028	RK0396CSP028
Mulberry	RK0141CSP006	RK0243CSP006	RK0396CSP006
Nan Ya Black	RK0141144007	RK0243144007	RK0396144007
Nan Ya Blue	RK014164307	RK024364307	RK039664307
Nan Ya Green	RK0141143907	RK0243143907	RK0396143907
Nan Ya Red	RK014197306	RK024397306	RK039697306
Nimbus	RK0141CSP030	RK0243CSP030	RK0396CSP030
Olive Grove	RK0141CSP014	RK0243CSP014	RK0396CSP014
Renolit Agate Grey	RK0141CSP079	RK0243CSP079	RK0396CSP079
Renolit Anthracite 7016	RK0141186706	RK0243186706	RK0396186706
Renolit Beck Brown	RK0141CSP077	RK0243CSP077	RK0396CSP077
Renolit Chartwell	RK014194807	RK024394807	RK039694807
Renolit Dark Green	RK0141CSP105	RK0243CSP105	RK0396CSP105
Renolit Dark Red	RK0141CSP106	RK0243CSP106	RK0396CSP106
Renolit Silver Grey	RK0141CSP056	RK0243CSP056	RK0396CSP056
Renolit Slate 7015	RK0141CSP035	RK0243CSP035	RK0396CSP035
Renolit Steel Blue	RK0141CSP103	RK0243CSP103	RK0396CSP103
Shadow	RK0141CSP020	RK0243CSP020	RK0396CSP020
Stormy Seas	RK0141CSP008	RK0243CSP008	RK0396CSP008
Sunshine	RK0141CSP002	RK0243CSP002	RK0396CSP002
Twilight	RK0141CSP012	RK0243CSP012	RK0396CSP012
Vanilla	RK0141CSP027	RK0243CSP027	RK0396CSP027
Very Berry	RK0141CSP007	RK0243CSP007	RK0396CSP007
Victory Blue	RK0141CSP033	RK0243CSP033	RK0396CSP033



# ColorSpray GRP | Woodgrain

Our specially designed GRP Woodgrain system provides the perfect solution for in-house staining of doors.



The system has a 3-stage application method where a pre-mixed base colour is applied in the same way as our standard GRP paint. This provides the perfect base colour for the specially formulated patina to blend with. The patina is rubbed into the grain definition of the door, leaving behind a perfect stain which gives you a real looking timber effect. The final step is the application of our protective UV stable top coat, which gives a stunning and resilient finish.



## Pre-mixed Base Coat - Part A

2.5 Litres

Golden Oak **RCSP150-2.5** | Irish Oak **RCSP151-2.5**  
Rosewood **RCSP152-2.5** | English Oak **RCSP153-2.5**  
Nut Tree **RCSP154-2.5**



## Patina Coat

Available in 2.5 litre and 1 litre pack sizes.

**1 Litre**  
Golden Oak **RCSG010-1**  
Irish Oak **RCSG011-1**  
Rosewood **RCSG012-1**  
English Oak **RCSG013-1**  
Nut Tree **RCSG014-1**

**2.5 Litres**  
Golden Oak **RCSG010-2.5**  
Irish Oak **RCSG011-2.5**  
Rosewood **RCSG012-2.5**  
English Oak **RCSG013-2.5**  
Nut Tree **RCSG014-2.5**




## Top Coat


10 Litres Part A **RCSGRPTCA10**  
5 Litres Part B **RCSGRPTCB5**




Rosewood



Golden Oak



Irish Oak



English Oak



Nut Tree



# MIRRORCOAT

## SPECIAL COATINGS

ColorSpray MirrorCoat has been launched following years of research and development. The coating has been designed to meet market demands for a high performance, sprayable mirror paint.



# Introduction to ColorSpray MirrorCoat

ColorSpray MirrorCoat, which has been specifically formulated for glass, is the best optically performing, sprayable mirror coating on the market. The 2-pack coating offers excellent aesthetics, high adhesion levels and high coverage.

Mirror Coat has exceptional reflective values on glass, resulting in a flawless mirror finish. It can be used in a variety of interior and decorative applications, both residential and commercial, such as glass splashbacks, wetrooms, wardrobe doors, gyms, hotels... the list is endless.

**Toughened Mirrors** - MirrorCoat can be used for a variety of applications where toughening is a requirement for health and safety considerations, such as splash backs in kitchens and bathrooms, or any glass in vulnerable public areas.

**Tinted Mirrors** - Apply MirrorCoat to stock tinted glass to create a cost effective, coloured mirror. Alternatively, our ColorSpray Original Transparent pigments can be blended together to create a bespoke, one-off mirror.

**Textured/Cast Glass** - Dazzling mirrored projects can be achieved by using stock textured glass from your local glass merchant. Bespoke, unique glass can be offered using glass that has been kiln formed and coated with MirrorCoat.

**Satin Mirrors** - When used in conjunction with satin glass, MirrorCoat will offer a reflective, mirror-bright surface which is softened by the glass. This glass will also be scratch and fingerprint resistant.



## MirrorCoat - Part A

A high aluminium colourant formulated to create a smooth, highly reflective mirror paint finish.

1 Litre **RCSUTCS**

## MirrorCoat - Part B

To be added to MirrorCoat Part A. 0.2% by Volume.

30ml **RCSUTCSAP**

**Bespoke Mirror Designs** - An endless array of glass designs can be created when using MirrorCoat alongside ColorSpray Aqua (see pages 8-9) or ColorSpray Original (see page 18) opaque colourants.




## Exceptional Performance

Excellent coverage

• 10 year warranty

• Compatible with ColorSpray Original and ColorSpray Aqua coatings




## Outstanding Optics

Extremely reflective spray paint

• Minimal haze

• Superior light reflection



## Numerous Glass Types

Float or toughened glass

• Satin glass

• Textured or cast glass

• Tinted glass



## Multiple Application Methods

Manual spray


• Auto spray equipment



# COLORSPRAY CERAMIC

## SPECIAL COATINGS

ColorSpray Ceramic has been developed over a number of years, in response to customer demand. The range has been engineered for the decoration of flat glass, which is then subjected to the tempering process.



# Introduction to ColorSpray Ceramic

The ColorSpray Ceramic range is manufactured in the UK, using the highest quality lead-free materials. In recent years, we have worked closely with suppliers of ceramic enamels to produce a product that can be applied by a number of methods including roller coating, screen printing, automatic spraying and even manual spraying.



Colorspray Ceramic is unique in comparison to our other paint system within the Colorspray range as it manufactured using ceramic frit.

ColorSpray Ceramic enamels are designed to fire at temperatures of 680°C – 720°C with a cycle time of 40 seconds per mm of glass. This tempering process results in ColorSpray Ceramic being fired onto the glass substrate creating a permanent bond, the coating becomes part of the glass substrate and cannot be removed by ordinary means. Because of this 'bond' and durability, ColorSpray Ceramic does not need to be edge deleted when being used for double glazed units and will not fade or discolour when in

contact with glazing sealants etc. The coating will not scratch or degrade making it ideal for projects where the paint is exposed.

ColorSpray Ceramic is ideal for the following markets:

#### **Architectural Glass:**

ballustrading, spandrel panels, partitioning, shower screens, splashbacks etc.

#### **Home Appliance Equipment Glass:**



oven doors, shelving for fridges and freezers etc.

#### **Glass Furniture:**

table tops, kitchen cabinet doors, display cabinets, wardrobe doors etc.



# ColorSpray Ceramic | Colours



Economy Black  
20 Kg **CSCMIXEBLACK**



RAL 9005 Black  
20 Kg **CSCMIX9005**



Opacity Black  
20 Kg **CSCMIXOBLACK**



RAL 7016 Anthracite  
20 Kg **CSCMIX7016**



RAL 9010 White  
20 Kg **CSCMIXWHITE**



Simulated Etch  
20 Kg **CSCMIXETCH**

## Economy Black:

Ideal for projects where light transmission or film thickness is not an issue.

## Opacity Black:

Ideal for projects that require a low film thickness whilst maintaining opacity levels.

## Simulated Etch:

Ideal for projects that require a sandblasted/acid etch scratch-free effect



## Mixing Medium

25kg. Used to 'thin down' ceramic colours to achieve the correct viscosity for the application method – see below. (requires drum tap or drum pump for dispensing). **CSCMIXMED**

APPLICATION METHOD	MEDIUM TYPE	% OF MEDIUM TO BE USED	TORSION VISCOMETER	MEASUREMENT
Screen Printing	CS Medium	3 - 7%	N/A - Depends on Mesh Size	
Roller Coating	CS Medium	10 - 15%	Ford Cup 4	90 - 120 Seconds
Spraying	De-mineralised Water	35 - 45%	Ford Cup 4	15 - 20 Seconds



## ColorSpray Ceramic | Pre-Mix Service

Bespoke ColorSpray Ceramic colours can be manufactured by our highly skilled team, based at our manufacturing plant in Kent, using state-of-the-art equipment. Our existing database includes over 200 colours which can be produced and shipped worldwide within 24 hours.



We also offer a service in which our colour laboratory is able to formulate 'bespoke' colour matches. Our technicians will calculate your colour so that it matches your requirements, whether looking at the painted side or looking through whatever glass you specify for the job. All you need to do is tell us the exact glass thickness and glass type and we will compensate for the glass colour, providing a perfect match when looking through the glass



### The Goldglass Automatic Painting Machine MRC-2350-CI with advanced Features

- Automatic Size Detection
- Perfect Finishing Quality
- Self-Contained Extraction System
- Automatic Cleaning System
- Full Color Spectrum
- With Option for Integration of Ceramic Paint
- Even spraying over moulding detail - Automatic piece scanning - spraying only where the door slab lies and avoids apertures





# COLORSPRAY EQUIPMENT

We believe in offering the full solution to painting and therefore supply a wide range of equipment to make life easier. From mixing cups to automatic paint dispensing machines, the following pages introduce our comprehensive range of machinery and consumables.



# ColorSpray Equipment | Racks



The ColorSpray branded agitator shelf system comprises 5 shelves to take up to 30 x 2.5 litre cans.



## Main Features:

- Automatic timer -
  - > Agitates the paint for 20 minutes every 8 hours
  - > Extends the pot life of paints
  - > No separation of colour pigments
  - > Ensure consistent colour mixing
- CE Marked
- Easy to assemble
- Robust design, with 4 holes to fix to the floor if required.
- Paint tin can be positioned easily using the T guidance peg
- Manual on/off switch
- 240V – supplied with UK and Euro plug.
- Can be expanded with an extra shelf to hold 36 x 2.5 litre cans.



## Mixing Station Lid

Spare lids and paddles for agitator rack.  
Single. **RCSAGLDCOL30**

	ColorSpray 30 Can Rack	ColorSpray 24 Can Rack
Number of Cans	30	24
Number of Shelves	5	5
Can Sizes	2.5 Litres	2.5 Litres
Atex Rated	Yes	No
Dimensions (W x H x D)	1360 x 2077 x 630	1000 x 2077 x 630
Order Code	<b>RCSRACKCOL30</b>	<b>RCSRACKCOL24</b>



# Can Shaker and Scales



## Gyroscopic Can Shaker

The ColorSpray gyroscopic shaker is ideal for customers who are storing cans for long lengths of time without agitating. It is also ideal for mixing larger volumes of paint and can accommodate either 1 Litre, 2.5 Litre or 4 Litre cans. **RCSSHAKE**

### Features

- Anti-deflection and anti-vibration function
- Transparent viewing window
- Position Correction locking
- Safe Lock [5 second delay]
- 2-3 minute mixing time

### Technical Data

- Max weight: 10kg
- Mixing Speed: 225rpm
- Power: Single phase 370W
- Certification: CE and UL
- Dimensions: 530 x 775 x 640 mm



## Digital Floor Scales

The floor scales are ideal customers who would like to mix a large volume of paints, without reducing accuracy. The LCD display can be mounted on the column provided or placed onto a desktop, for ease of use. **RCSSCALES30**

### Features

- Clear and easy-to-read display – equipped with a brightly backlit LCD display. It also includes an auto-power off function of the backlight to prolong the battery life. Visual and sound indication.
- Intuitive utilization keyboard – a cross shaped keyboard simplifies navigating through the menus and scale configuration.

### Technical Data

- Weighing Capacity: 30Kg
- Weighing Units: g (kg), lb (oz)
- LCD Display Size (WxHxD): 220 x 180 x 83mm
- Floor Platform Size: 450 x 350mm
- Power Supply: 230 V / 50 Hz (Euro) 11 V AC



## Digital Scales

For accurate weighing of colourants. Accurate to 0.1g with 3Kg capacity. **RCSSCALES**



# ColorSpray Equipment | Automated Mixing Systems

We understand that customers would like the ability to increase capacity and profitability. We therefore offer 3 product solutions to quicken the process of formulating colours, ensuring formulas are mixed with complete accuracy:

The 3 machines available can be calibrated to suit each of our paint mixing systems: ColorSpray Original, ColorSpray GRP, ColorSpray VetroCoat or ColorSpray OmniCoat.

## Benefits of Auto Dispensing

**Accuracy:** With the machines having a minimum accuracy of 0.077 ml, the machines will ensure paint is mixed to its correct shade with ease. No matter how much care is taken on site, there is sometimes the need to replace one or more of the panels – you can have full confidence that the colour will remain constant with our range of auto dispensers

**Productivity:** Due to substantially decreased colour mixing times, a greater amount of substrate can be sprayed in a day. For those customers distributing paints, it means that you can mix paint on demand, confident delivery times can be achieved.


**Volumes:** Projects can vary from one piece of substrate to many, which will require the mixing of both very small or large volumes of paint. With the use of the moveable shelf, housing the mixing container, this is very simple to do.

**Employee Satisfaction:** Mixing manually can sometimes be difficult for staff that may have concerns over continuous lifting. The auto dispenser solution removes the need for repeated handling of heavy paint pigments.

**Easy Installation:** Our technical team will calibrate the machine to your needs, prior to delivery. The machines are supplied with computers, loaded with our ColorSpray formulator software ready for dispensing!







	AD500	AD1000	AD2000
Configuration: <b>ColorSpray Original</b>	13 x 2.3L Colourants 1 x 6L CS01 White 1 x 6L CS02 Black 1 x 6L Clear Base A 1 x 6L Clear Base B	13 x 2.5L Colourants 1 x 4.5L CS01 White 1 x 4.5L CS02 Black 1 x 4.5L Clear Base A 1 x 4.5L Clear Base B	13 x 4.5L Colourants 1 x 12L CS01 White 1 x 12L CS02 Black 1 x 12L Clear Base A 1 x 12L Clear Base B
Configuration: <b>ColorSpray GRP</b>	14 x 2.3L Colourants 1 x 6L CS20 White 1 x 6L GRP Base A Semi Matt 1 x 6L GRP Base A Semi Gloss 1 x 6L GRP Base A Satin 1 x 6L GRP Base B.	15 x 2.5L Colourants 1 x 4.5L GRP Base A Semi Matt 1 x 4.5L GRP Base A Semi Gloss 1 x 4.5L GRP Base A Satin 1 x 4.5L GRP Base B	15 x 4.5L Colourants 1 x 12L GRP Base A Semi Matt 1 x 12L GRP Base A Semi Gloss 1 x 12L GRP Base A Satin 1 x 12L GRP Base B
Configuration: <b>ColorSpray Aqua 1K</b>	14 x 2.3L Colourants 1 x 6L N Base 1 x 6L W0 Base 1 x 6L W1 Base	14 x 2.5L Colourants 1 x 4.5L N Base 1 x 4.5L W0 Base 1 x 4.5L W1 Base	14 x 4.5L Colourants 1 x 12L N Base 1 x 12L W0 Base 1 x 12L W1 Base
Configuration: <b>ColorSpray Aqua 2K</b>	14 x 2.3L Colourants 1 x 2.3L N Base Semi Gloss 1 x 6L W0 Base Semi Gloss 1 x 6L W1 Base Semi Gloss 1 x 6L N Base Semi Matt 1 x 6L W0 Base Semi Matt 1 x 6L W1 Base Semi Matt	14 x 2.5L Colourants 1 x 2.5L N Base Semi Gloss 1 x 2.5L W0 Base Semi Gloss 1 x 4.5L W1 Base Semi Gloss 1 x 4.5L N Base Semi Matt 1 x 4.5L W0 Base Semi Matt 1 x 4.5L W1 Base Semi Matt	14 x 4.5L Colourants 1 x 4.5L N Base Semi Gloss 1 x 4.5L W0 Base Semi Gloss 1 x 12L W1 Base Semi Gloss 1 x 12L N Base Semi Matt 1 x 12L W0 Base Semi Matt 1 x 12L W1 Base Semi Matt
<b>Pump:</b>	Single Piston	Single Piston	Double Piston
<b>Dispensing Type:</b>	Sequential	5 Pumps Simultaneous	5 Pumps Simultaneous
<b>Flow Rate:</b>	900ml/Minute	5 x 500ml/Minute	5 x 500ml/Minute
<b>Efficiency:</b>	300ml/Minute	5 x 200ml/Minute	5 x 200ml/Minute
<b>Accuracy:</b>	0.077ml	0.077ml	0.039ml
<b>Water Circulation Humidifier:</b>	No	No	Yes
<b>Dimensions (W x H x D):</b>	900mm x 1000mm x 1335mm	1320mm x 1180mm x 850mm	1694mm x 1245mm x 865mm
<b>Order Code:</b>	RCSAD500	RCSAD1000	RCSAD2000



# ColorSpray Equipment | Spray Guns



## Graco Merkur ES Air Mix Sprayer

Market leading air mix spray set up to improve transfer efficiency and application speed with an superior consistent finish.

- Requires only 2 litres of material
- Quick-flush in under 1 minute
- Improved atomisation
- Up to 25% lower material use

Includes: 15:1 Airmix pump, 7.5m fluid hose, Graco G40 spray gun, FAA412 tip, 100 mesh filter and Stand. **RCSMSPRAY**



## DeVilbiss GTi Pro Spray Gun

Professional gravity-fed aluminium spray gun with 1.3mm nozzle and 560ml cup capacity. **RCSGUN**



## DeVilbiss PRi Pro Spray Gun

Professional gravity-fed aluminium gun with 1.8mm nozzle and 560ml cup capacity. **RCSGUNAQ**



## Sata DryJet

Ensures fast drying following application of water-based paints. **RCSDRYJET**



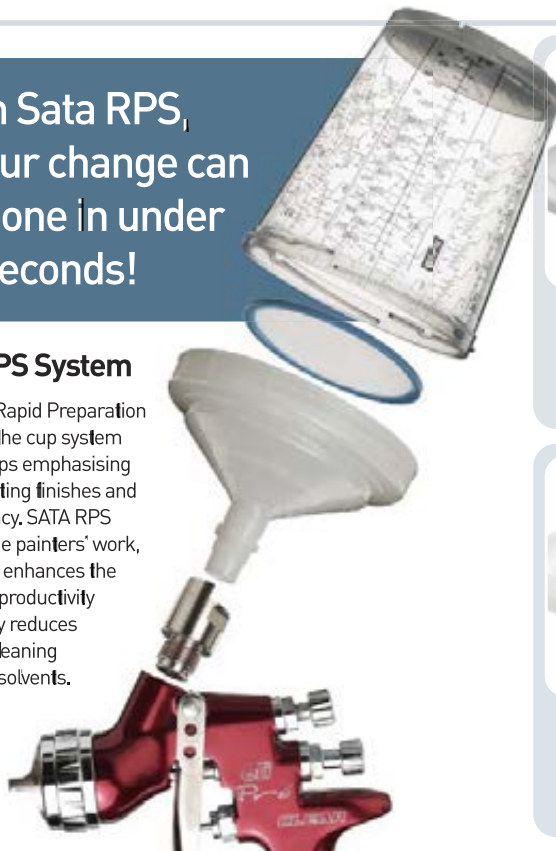
## DeVilbiss Budget Spray Gun

Lower specification gun with 1.8mm nozzle, ideal for spraying ColorSpray Original effects. **RCSGUNEF**

**With Sata RPS, colour change can be done in under 30 seconds!**

## SATA RPS System

SATA RPS (Rapid Preparation System) is the cup system for bodyshops emphasising perfect painting finishes and high efficiency. SATA RPS facilitates the painters' work, significantly enhances the bodyshops' productivity and critically reduces the use of cleaning agents and solvents.



## Sata RPS 900ml Cup

Supplied with 125 micron filters and lids. 40 per box. **RCSSATAP0T0.9**



## Sata RPS 600ml Cup

Supplied with 125 micron filters and lids. 60 per box. **RCSSATAP0T0.6**



## Sata RPS 300ml Cup

Supplied with 125 micron filters and lids. 40 per box. **RCSSATAP0T0.3**



## DeVilbiss Adaptor

Adaptor for SATA RPS for use with DeVilbiss spray guns. **RCSSATAADAPTER**



# ColorSpray Equipment | Consumables




## Pro-Mixing Cups

Pack of 50.  
With ratio marks and lids.  
600ml **RCSCUP**  
1300ml **RCSCUP1300**



## Economy Cups

Pack of 50 x 600ml.  
With ratio marks.  
**RCSCUPST**



## Filters

Pack of 50 fine mesh filters.  
**RCSFILTER**



## Wood Mixing Sticks

Pack of 100.  
**RCSMIXSTWOOD**



## Metal Mixing Stick

Single.  
**RCSMIXST**



## Metal Wet Film Thickness Gauge

Single. For quality control of paint thickness.  
**RCSWTG**



## Cleaning Wipes

Supplied in a dispensing box.  
Tissue size: 255mm x 160m.  
**RCAF17**



## UV Tek Glass Cleaner

600ml aerosol foaming glass cleaner. 12 per carton.  
**RCAF08**



## Latex Gloves

For Aqua only. Box of 100.  
Medium: **RCAF10**  
Large: **RCAF11**

## Nitrile Gloves

For Original & GRP. Box of 100.  
Medium: **RCAF10N**  
Large: **RCAF11N**



## GRP & PVCu Surface Preparation Pads

Box of 10.  
Pad size: 155 x 255mm.  
**RCAF22**

## ColorSpray Application Adhesive Guidelines

### Description

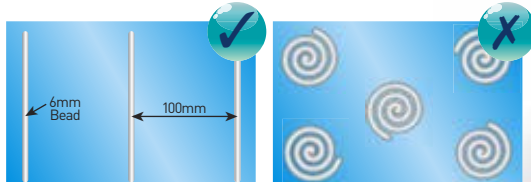
**COLORSPRAY LMF** is a clear, low modulus, neutral curing adhesive and sealant for use when bonding ColorSpray painted glass splashbacks and feature panels to a wide range of porous and non-porous substrates. The product is solvent free and contains a fungicide to improve mildew resistance when used in pointing applications.

### Substrate Preparation

All ColorSpray surfaces should be fully cured and cleaned using RegaBond No.1 before application for optimum adhesive performance. Any plaster that the panel is to be adhered to, needs to be in good, sound condition with no loose or damaged areas. New plaster needs to be left at least 21 days to dry before the application of ColorSpray LMF adhesive.

### Application

- The product should be applied to the ColorSpray surface with a 6mm bead at 100mm separation.



- The glass panel should then be pressed in place to give a 2mm separation and approximate 10-12mm wide bond area to maximise mechanical grab.
- The panels need to be dead load supported in all applications.
- Any pointing between panels or other adjacent areas must be tooled off within 15 minutes of application.

## Pneumatic Sealant Gun


For speedy and accurate dispensing of 310ml cartridges.  
**CEGUN**



## Drum Tap

Easy to use, it is ideal for our products that are supplied in 25 litre drums.

**RCSRESTAP**



## Drum Pump

Easy to use, it is ideal for our products that are supplied in 25 litre drums. Dispenses approximately 160ml on a full up and down stroke.

**RCSRESPUMP**

## Application Adhesive

310ml cartridge.  
**RCSAPPADHESIVE**



# ColorSpray Equipment | Handling Equipment



## Expander Rack

- 11 bars per upright
- 780mm long bars
- Soft plastic coated bars
- Working space between bars: 125mm
- Max distance between bars: 1430mm
- Min distance between bars: 300mm
- 4 x 150mm dia swivel castors
- Max capacity: 200kg

RCSER

## Budget Rack

- 14 bars per upright
- Bars 500mm long
- Gap between bar pairs: 85mm
- Bars can be 290mm or 600mm apart, depending on preference
- Overall height 1665mm
- Supplied with standard slide on Poly-Prop sleeves and end bungs
- Swivel castors for easy movement
- Unique central '2-Way' separator

RCSBDR



## Drying and Storage Racks

We offer a variety of UK manufactured drying and storage systems for ColorSpray and CadRam customers that allow easy movement of glass through the factory, whilst remaining level and horizontal. Custom-made drying racks can also be produced quickly and cost effectively.



## Retractable Reel

These heavy duty hose reels are engineered for rugged durability. Manufactured in heavy duty steel construction with durable blue powder finish for maximum strength and reliability, these spring rewind reels provide years of trouble free service with minimum maintenance. The multi-position roller arm adjusts for wall, overhead and floor mounting options, while the full flow swivel ensures maximum product delivery. It makes moving around the spray booth easier, and safer. 10 metres of hose is included.




### Features:

- Double supported solid 1" steel axle
- Multi-position roller arm gives full range of mounting options
- Four way, non-sag roller guides to reduce hose wear
- 1/4" steel mounting base for maximum stability
- Slotted & drilled mounting holes for easy installation
- Latching of hose at any length
- Fully automatic hose rewind for neat and tidy storage
- Externally mounted full-flow swivel for maximum product delivery

RCSREEL



# ColorSpray Equipment | Spray Booth Equipment



## Spray Booth Filters

The Ecoboost is a combination of a pleated cardboard filter and a polyester layer. It is designed to boost the filters efficiency especially with resins and polyester bi components.

90cm high/ 8m<sup>2</sup> White  
**RCSBFLT**

### TECHNICAL DATA:

Recommended Air Velocity:	0.5 - 1.0m/s
Pressure Drop:	21pa at 0.5m/s 32pa at 0.75m/s 42pa at 1.0m/s
Maximum Recommended Pressure Drop:	128pa (max up to 256pa)



## Peelable Spray Booth Coating

Solvent based heat stabilized peelable coating to protect walls, apply by brush, roller or spray. Leaves a good solid white background. Should not be applied to painted or plastic surfaces.

5 Litres **RCSPROPEEL5**  
25 Litres **RCSPROPEEL25**



## Gun Holder

The spray gun holder allows spray guns to be stored correctly while not in use. Powerful magnets hold the spray gun holder in place and is supplied with an integral paint filter holder.

**RCSGUNHOLDER**



## Sagola 5050 Air Filter Regulator

For use with ColorSpray Original, Aqua and Ceramic. An air purifying filter with pressure regulator and assisted regulator wheel. Its triple filtration system retains water and impurities.

**RCSAFILTER1**

### TECHNICAL DATA:

Air Flow:	2500 l/min (88 cfm)
Air inlet:	1/2" BSP
Air Outlet:	1/4" BSP
Max Working Pressure:	12 bar (174 psi)
Max Temperature:	180°C (100°F)



## Sagola 5300 Air Filter Regulator

For use with ColorSpray GRP. Offers maximum filtration level in spray booths, painting lines and air-fed masks. In addition to water and impurities, this process eliminates organic fumes and foul air.

**RCSAFILTER2**

### TECHNICAL DATA:

Air Flow:	2500 l/min (88 cfm)
Air inlet:	1/2" BSP
Air Outlet:	3/8" BSP
Max Working Pressure:	12 bar (174 psi)
Max Temperature:	120°C (67°F)



# ColorSpray Equipment | Gun Cleaning



Our range of Drester gun cleaners improve the efficiency and cleanliness of the spray operation and are both manufactured in Sweden by Drester, the market leader in the manufacture of specialist cleaning systems for the automotive aftermarket.



## Drester Quickrinse Cleaner

The QR cleaner is designed for use with disposable cup systems and only cleans the gun body.

### Features

- Suitable for cleaning Aqua, GRP and Original
- Uses Compressed air only so can be placed safely inside the booth
- Cleans in 10 seconds and full colour change can be achieved in 30 seconds
- Wall-mounted system
- Cleans with ColorSpray Gun Wash and Gun Cleaner
- Also suitable for water-bourne paints

RCSRQRC



## DeVilbiss Gun Cleaning Kit

The Kit Contains:

**1/2" Brush:** Use to clean the gun fluid inlet, gun air inlet, gun body (air and fluid passages), gravity cup outlet and suction cup tube.

**Cleaning Needles and Handle:** A range of fine needles with useful handle for easy cleaning or air cap holes.

**Pick:** Useful tool for removing needle packing, air cap retaining ring dip, internal gun seals and cup gasket.

**Spray Gun Oil:** After cleaning a spray gun, the vital pivoting or frictional points should be lubricated. For your convenience, a sachet of spray gun oil is included.

**3/16" End Brush:** To clean inside the fluid tip, inside air cap and any other areas that require a smaller, stiffer brush.

**3-Piece Mini Brush Set:** For cleaning the centre hole of the air cap, horn holes of the air cap, fluid tip, baffle and any small spray gun passage.

**Black Handle Brush:** General purpose tool for cleaning gun body, cup, air cap and ring, trigger and gun controls.

RCSGUNKIT



## Flushing Fluid

We would recommend using this high-performance gun cleaner to thoroughly clean the spray gun and its parts, on a weekly basis. The gun should be fully disassembled, cleaned, and inspected for loose or missing parts. Regular maintenance will increase the life of the spray gun, and ensure that spraying is of a high standard.

1 Litre **RCSUTFF**  
5 Litres **RCSUTFF5L**  
25 Litres **RCSUTFF25L**



## Gun Wash (Original/GRP)

25 Litres. For cleaning of hoppers and spray guns.

RCSGUNWASH



## Gun Cleaner (Aqua)


25 Litres. For cleaning of hoppers and spray gun.

RCSGUNWASHAQ





## ColorSpray Equipment | Software Solutions



### GlassEye Enterprise

GlassEye is the most popular software for stained glass and overlay glass producers with its huge libraries of stained glass colours, RegaBevel designs and hundreds of leaded glass designs already incorporated. With the Enterprise version, this easy-to-use design software is capable of creating Vector files and sending designs direct to a vinyl cutter, making it ideal for the leaded glass artists looking to work with sandblasting. As GlassEye cannot work with .eps files, it is only suitable to use with a selection of our design CD's.

**RRGEYESFWE**



### CadBlast CB 4800 Vinyl Plotter

Our own branded CadBlast cutter is ideal for customers looking for an economical solution to vinyl cutting and who wish to cut larger media. With a cutting width of up to 1220mm and steel rollers which prevent slipping on material lengths up to 3m, the CB 4800 is ideal for cutting large resists and its 40mm x 80mm high resolution backlit screen and easy to use controls, make it ideal for customers who are new to vinyl cutting.

**CB4800**

	Maximum Cutting Area	Maximum Material Width	Leg Stand	Dimensions W x D x H (mm)	Software Language Driver	Warranty
CB 4800	1200mm	1300mm	Standard	270 x 265 x 1530	Compatible with all graphics software using HP-GL format	1 year



# ColorSpray Equipment | Drying Systems

Drying is such an important part of the glass painting process, and is in fact, one of the areas where most bottle necks occur. To help customers overcome any slow spots in their manufacturing, we're delighted to announce that we have partnered with one of the specialists for this technology, Schuberts Technical Services.



## Schubox<sup>®</sup>

THE MOST WIDELY USED AND RECOGNISED  
CATALYTIC INFRARED DRYING SYSTEM



### Schubox - Catalytic IR Drying System

The Schubox<sup>®</sup> is built from easy to assemble insulated fire-check, forming a box with a highly reflective stainless interior and fitted, where applicable, with ATEX compliant frameless catalytic infra red panels.

Working at a low temperature, typically between 35°C and 40°C, it is ideal for temperature sensitive substrates. Traditional hot air systems require higher temperatures for longer period of times which can result in warping, twisting, etc. The heating and curing system means that it is up to 80% cheaper to run than its electric equivalent.

Each Schubox<sup>®</sup> is fitted with a roof mounted air filter to ensure that only clean factory air is drawn into it. Can be supplied with various door options - hinged, sliding or bi-fold.

The unique VOC destruction system, utilising active catalytic filters, oxidises the volatiles. The drying system is manufactured using high quality components, including catalytic emitters that carry full CE and ATEX certification. The recirculation fan is also supplied with ATEX certification, if required.

Contact our sales office for further information.



# MARKETING SUPPORT

Customer support marketing has always been at the core of what we do and we have developed a package of products for the back-painted glass market that we believe, is unrivalled in the industry. From colour swatches to showroom displays, our range of support materials are all designed to make selling colour easier.



# Marketing Support | Colour Swatches

To help customers in choosing a colour, we can supply the industry leading coating colour guides.

## Industry Guides



### Branded RAL K7 Guide

210 colours  
**RMRALK7C**

We can supply the popular RAL K7 swatch guide, personalised with your own branding on the front cover.

A minimum order of 100 sets is required and price includes artwork.



### RAL K7 Guide

210 colours  
**RMRALK7**



### Pantone Guide

Solid Coated - 1845 colours  
**RM PANTONESCG**



### BS Guide

475 colours  
**RM BSCSWATCH**



### NCS Guide

1950 colours  
**RM NCSSWATCH**

## DoorColour Guide

We offer the full range of Door Colour shades (pages 26-27) shown on either GRP or Paper samples to allow customers to see an accurate representation of the final colour. Colours are available as single colours, full swatches or customised swatches.

Customised swatches can have any number of colours included and come with customers own branding. Please contact our marketing department for costs and specifications.

	GRP	Paper
Single ( Pack of 10)	RCSSPS	RCSSPP
Full Swatch	RCSFSS	RCSFSP
Customised	RCSCSS	RCSCSP





# Marketing Support |

## Datacolour ColorReader Pro

### What is the ColorReader Pro?

An ultra-portable, Bluetooth®connected colour selection device, ColorReaderPRO is recognised worldwide as the industry-leading colour matching tool. It provides ColorSpray customers with the ability to match a clients desired colour within seconds.



### Why should I buy the ColorReaderPRO?

- > It provides unparalleled colour matching, with greater than 95% success rate on popular colour swatches.
- > Saves money and time by finding the chosen colour almost immediately.
- > Device stores up to 10,000 colours
- > Easy to read, integrated display
- > Supports the proven ColorSpray products, with a modern and professional marketing tool.

## datacolor

### Who are DataColor?

- > A global leader in colour management solutions. The world's leading brands have used Datacolor's innovative solutions to consistently achieve the right colour for more than 40 years.
- > Datacolor supply market leaders across the globe. They have an intimate understanding of the paint market and provide cost-effective colour matching solutions - enabling customers to realize their vision, save time, improve quality, reduce costs and excite their customers.

#### Technical Data:

Light Source: 8 High CRI, white LED's

Aperture Size: 6mm

Battery: Rechargeable - 500 measurements per charge


Weight: 61.5g

Dimensions: 30.22mm (1.19 in.) x 108.8mm (4.28 in.)

RCSREADPRO



## Marketing Support | Showroom Displays



### Show Stand

Perfect for any showroom environment, our sample glass display stand holds 19 pieces of 250 x 250mm glass panels.

Pre-painted glass packs showcasing our range of effect finishes on 5mm toughened low-iron glass can be supplied for an additional charge.

Show Stand Only: **RCSDISPLAY**

20 Piece Clear Glass Pack: **RCSGLASSPACK**

19 Piece Pre-Painted Glass Pack: **RCSGLASSPACK2**



### 'Effects' Presentation Folder

Our glossy, retail focussed selector shows our range of specialist effects on real glass samples. **RCSGLASSPACK2**



### Wall Mounted Display

Our popular glass wall-mounted display measures 750 x 500mm and is designed to showcase 20 sample pieces which can be easily changed. Made from 6mm toughened low-iron glass. Samples are 4mm low-iron glass. Supplied with fixings.

Wall Mounted Display Only: **RCSWMDISPLAY**

20 Piece Pre-Painted Solid Glass Pack: **RCSWMSOLID**

20 Piece Pre-Painted Effects Glass Pack: **RCSWMDEFFECTS**



# Marketing Support | Brochures

## Clear Glass Packs



100 x 100 x 6mm  
Low-Iron Clear Glass (Pack 100)  
**RL2001**

70 x 150 x 5mm  
Low-Iron Clear Glass (Pack 100)  
**RL2051**

250 x 250 x 5mm  
Low-Iron Clear Glass (Pack 20)  
**RCSGLASSPACK**

## Pre-Painted Glass Packs

### Show Stand 19 Piece 250 x 250mm Pre-Painted

RAL 7035 - Light Grey  
RAL 1015 - Light Ivory  
RAL 1019 - Grey Beige  
RAL 6027 - Light Green  
RAL 6018 - Yellow Green  
RAL 5005 - Signal Blue  
RAL 5009 - Azure Blue  
RAL 4005 - Blue Lilac  
RAL 3020 - Traffic Red  
RAL 1018 - Zinc Yellow  
Fleck Effect with RAL 5018°  
Blue Flash Effect\*  
Rainbow Glitter\*  
Gold Quartz\*  
Pre-Mixed Metallic Gold\*  
Pre-Mixed Metallic Silver\*  
Pre-Mixed Metallic Copper\*  
Satin Base Effect  
Vinyl design with Chrome  
Mirror Effect, RAL 2008 & 9005  
**RCSGLASSPACK2**

### Wall-Mounted Display 20 Piece 70 x 150mm Pre-Painted Solid

RAL 9003 - Signal White  
RAL 7001 - Silver Grey  
RAL 7035 - Light Grey  
RAL 5005 - Signal Blue  
RAL 9001 - Cream  
RAL 5009 - Azure Blue  
RAL 1015 - Light Ivory  
RAL 5014 - Pigeon Blue  
RAL 1019 - Grey Beige  
RAL 4009 - Pastel Violet  
RAL 1020 - Olive Yellow  
RAL 4001 - Red Lilac  
RAL 6019 - Pastel Green  
RAL 4005 - Blue Lilac  
RAL 6027 - Light Green  
RAL 3020 - Traffic Red  
RAL 5018 - Turquoise Blue  
RAL 2008 - Bright Red Orange  
RAL 6018 - Yellow Green  
RAL 1018 - Zinc Yellow  
**RCSWMSOLID**

### Wall-Mounted Display 20 Piece 70 x 150mm Pre-Painted Effects

Fleck with RAL 5018°  
Fleck with RAL 2008 & 4005\*  
Gold Flash\*  
Red Flash\*  
Green Flash\*  
Blue Flash\*  
Rainbow Glitter\*  
Gold Glitter\*  
Silver Glitter\*  
Red Glitter\*  
Green Glitter\*  
Blue Glitter\*  
Gold Quartz\*  
Silver Quartz\*  
Pre-Mixed Metallic Gold\*  
Pre-Mixed Metallic Silver\*  
Pre-Mixed Metallic Copper\*  
Chrome Mirror  
Satin Base Effect  
RAL 9005  
**RCSWMEFFECTS**

## Sample Colour Packs

Nothing works better for customers than actual sample pieces to show the colour or effect. We can supply ultra-clear, low-iron glass in small sample sizes in either painted finish, or clear for customers to paint themselves.



Blue Flash\*  
RCSSAMPLE01



Green Flash\*  
RCSSAMPLE02



Silver Quartz\*  
RCSSAMPLE03




Gold Quartz\*  
RCSSAMPLE04



Silver Glitter\*  
RCSSAMPLE05



Gold Glitter\*  
RCSSAMPLE06



Blue Glitter\*  
RCSSAMPLE07



Rainbow Glitter\*  
RCSSAMPLE08



Fleck with  
RAL 4010 & 2011\*  
RCSSAMPLE09



Fleck with  
RAL 5018°  
RCSSAMPLE10

## Single Piece Samples

70 x 150mm painted 5mm low-iron glass samples




## Single Piece Samples

Our sample folders are an ideal way to present colour samples. Designed to display a single 70 x 150mm sample. Pack of 50. **RCSSAMFOL**

\* Backed with Black | ° Backed with White









## Marketing Support | Brochures



### ColorSpray Branded A4 12 Page Retail Brochure

Our ColorSpray retail brochure for glass applications offers some fantastic ideas for consumers, including our 24 most popular colours for back-painted glass, as well as examples of our stunning Flash and Quartz effects.

RBROCOLOUR



### Personalised Brochures

Own-branded brochures with full, front and back cover changes are available, either styled to complement your existing literature or with something new we've created.

RBROCSOP



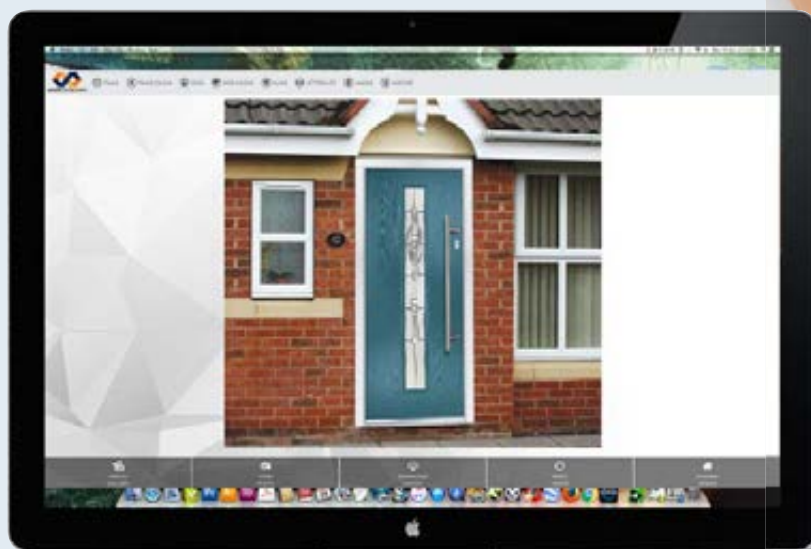
## Marketing Support | Visualisers

The ColorSpray RAL visualiser can be supplied in a complete ZIP file containing all the files and assets required for customers to enable use of the feature both locally and online via a website. The ZIP file can also be supplied directly to your web provider, ensuring all files and assets are uploaded to your server correctly. Download now at: [www.regalead.co.uk/colorsprayplugin](http://www.regalead.co.uk/colorsprayplugin)



### Door Visualiser - 10,000 to 1 in Five Easy Steps

The door configurator incorporates the extensive range of decorative glass from our DoorGlass catalogue as well as all our ColorSpray GRP pre-mix colour options. We have calculated that the configurator can design more than 10,000 different combinations of glass, door styles and colours. What's more, it provides several features not available on any other door configurators in the market, such as the ability to view the door on a range of standard entranceway backgrounds or with your customer's own property photograph. Visit: [www.doorglass.co/doorsigner.php](http://www.doorglass.co/doorsigner.php)





# RegaLead®

## Head Office (UK): RegaLead Limited

Columbus House | Altrincham Road | Sharston | Manchester | M22 9AF | United Kingdom  
Telephone +44 (0)161 946 1164 | Fax +44 (0)161 946 1033 | Email [sales@regalead.co.uk](mailto:sales@regalead.co.uk) | [www.regalead.com](http://www.regalead.com)

## RegaLead Canada Limited

6221 Hwy 7 | Unit 5-7 | Vaughan, ON | L4H 0K8 | CANADA  
Telephone +1 905 264 1550 | Fax +1 905 458 7422 | Email [sales@regalead.com](mailto:sales@regalead.com) | [www.regalead.ca](http://www.regalead.ca)

